

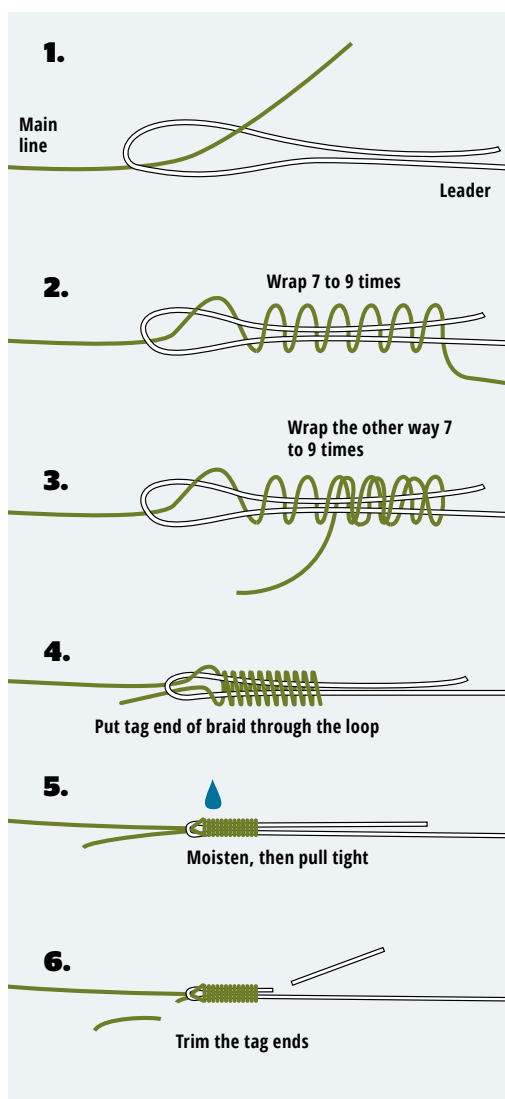
# KNOTS TO KNOW

8 KNOTS EVERY ANGLER SHOULD LEARN, PLUS PRO TIPS ON TYING THEM RIGHT

TIM ALLARD

## ALBERTO

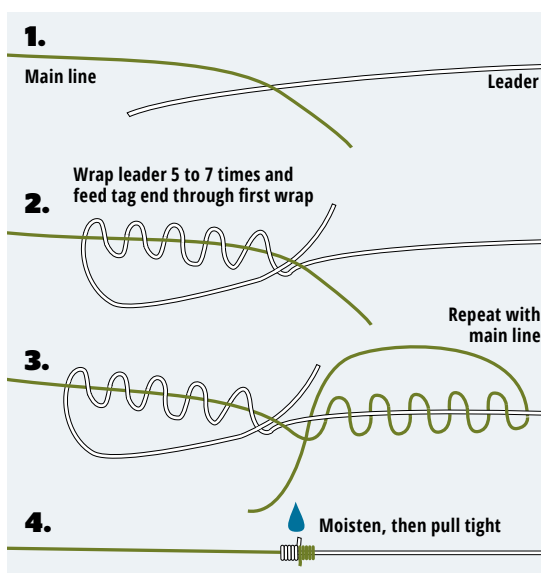
**BEST FOR:** joining braid to mono or fluorocarbon leader



Shimano pro Steve Barnett says, "The Alberto is one of the easier and faster knots for joining PowerPro [braid] to fluorocarbon. It's small and compact. I don't hear it smacking on the rod guides when I cast."

## BLOOD

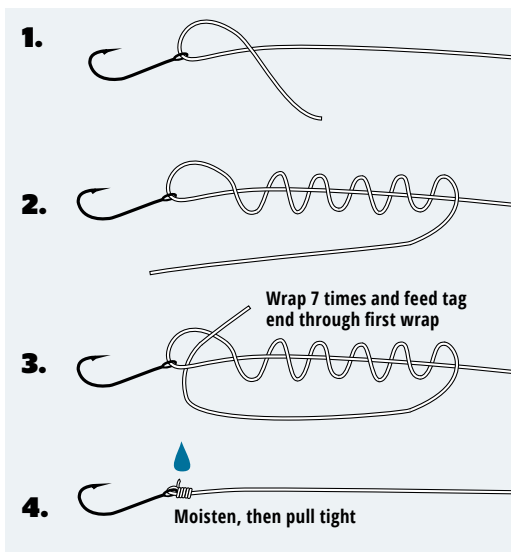
**BEST FOR:** joining braid to mono or fluorocarbon leader



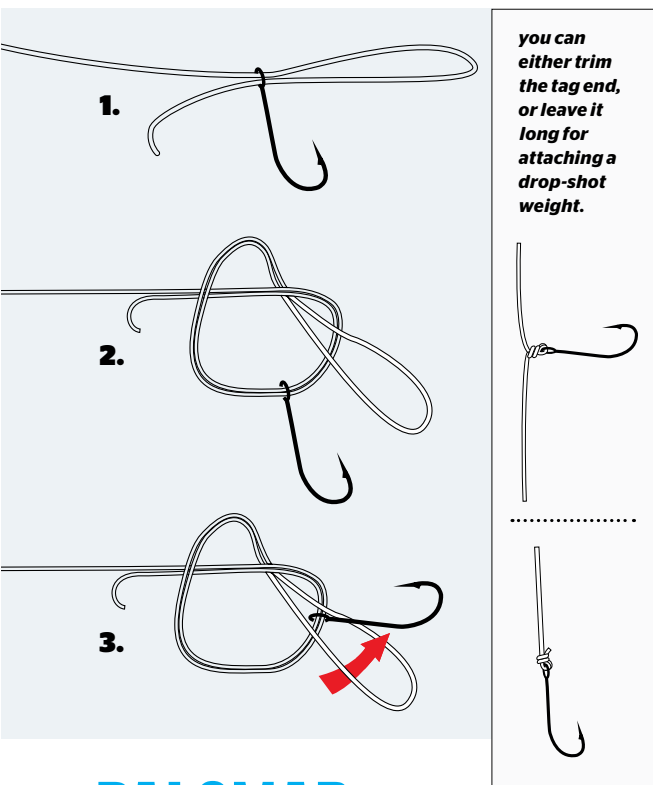
Bass Cat Boats pro Doug Brownridge uses 20-foot long fluorocarbon leaders attached via a blood knot for smallmouth presentations. Once a fish is within netting range, the knot will have been reeled onto the spool. This protects the knot should a big fish surge boatside.

## CLINCH

**BEST FOR:** general use, line to lure (ideal for light lines)



Muskie guide and Shimano Pro John Anderson modifies a clinch to tie 80- or 100-pound PowerPro or Maxcuatro to muskie leader swivels. He twists the line 11 times and passes the tag end through the bottom loop twice. He also touches the tag end with a lighter's flame. The melted bump acts as a stop in the unlikely event of the knot slipping.



# SNELL

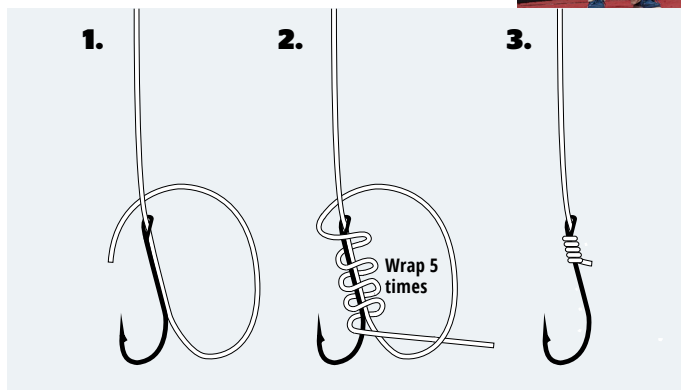
**BEST FOR:** live bait rigs, straight-shank bass flipping



Okuma and Power-Pole pro Erik Luzak

says, "A snell knot forces the hook point up, into the roof of the bass's mouth, for a better hooking percentage while flipping the heavy cover with heavy punch rigs.

This is actually the knot that Ashley Rae and I used to help us win the FLW Canada Cup on the Bay of Quinte in 2018."



# PALOMAR

**BEST FOR:** general use, line to lure, or drop-shotting



Daiwa pro Matt Pezzetta says, "So simple, it's like tying your shoe. I like this knot because it give you two wraps of line around the hook eye. I don't know if that really adds strength or longevity to the life of the knot, just piece of mind. Two wraps are better than one."

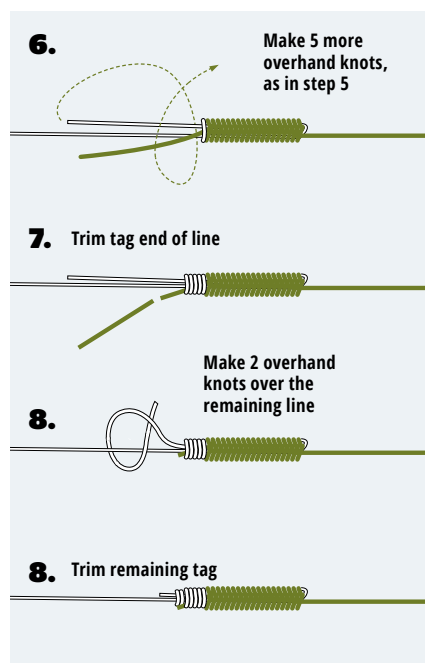
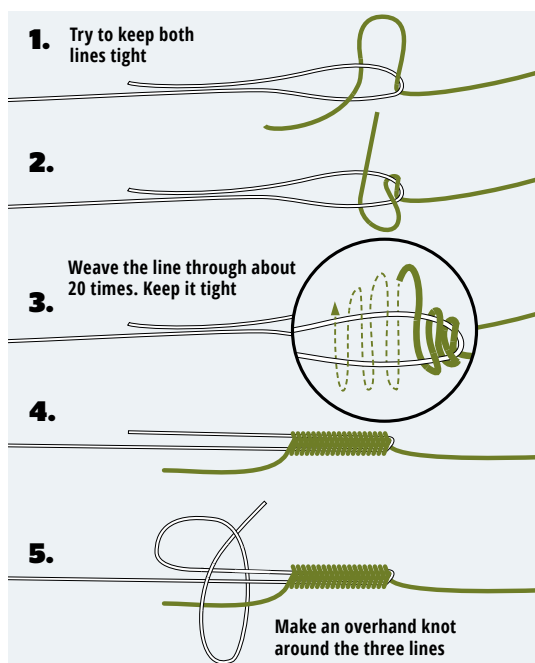
**"Only use a knot that you have confidence in, and one you can tie quickly, easily, and in any condition; cold weather, wind, and rain can make it tough to tie certain knots. When the money is on the line, literally, you want to have 100% confidence in the knot you tied to both your leader and lure/hook"** - Erik Luzak

**BEST FOR:** joining main line to leader. This is an advanced knot and takes time to learn.



Lake Nipissing guide, Rob Hyatt says, "The reason I use and recommend this

knot is the profile of the knot is small and it passes through the guides on your rod nicely, and it never fails when tied properly,"



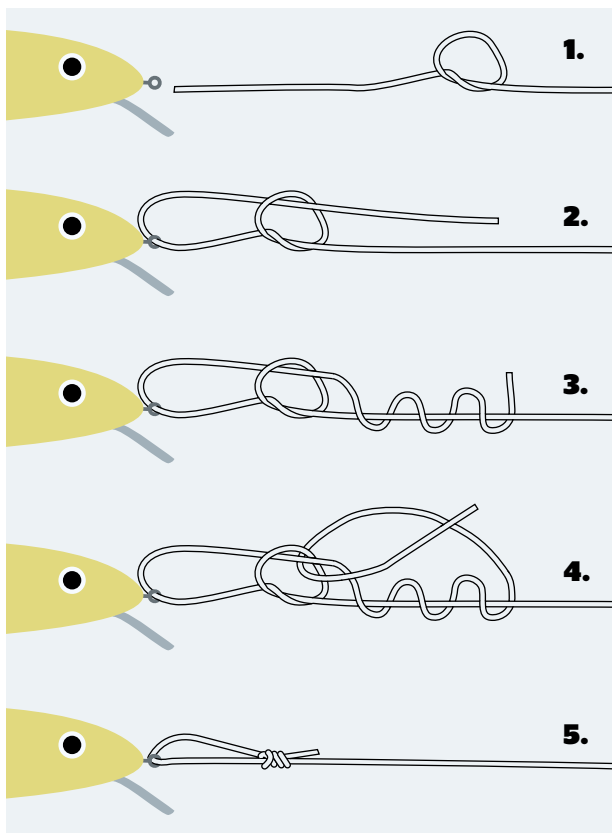


Two more knots you should know, by pro angler Jeff "Gussy" Gustafson

## LOOP/RAPALA KNOT

### *BEST FOR:*

The loop knot is used for attaching lures, where its loose connection allows the bait to have a better action. Also great for use with heavy fluorocarbon leaders.



## SAN DIEGO JAM

### *BEST FOR:*

This three-tag end knot is used by most of my competitors on the Bassmaster Elite Series. Relatively easy to tie and very strong.

